

TECH TALK

MONTHLY

YOUR MONTHLY DOSE OF
TECH & BUSINESS NEWS



MONTHLY UPDATE FROM Dennis

Have you ever worried about keeping your online files safe? In today's digital world, protecting your files is super important.

From keeping your personal papers safe to protecting work information, how you store and share files can totally change your digital safety. What does this mean for you and your online life?

Understanding file protection isn't just about stopping hackers—it's about feeling confident online. Whether you want to keep your stuff private or share files easily with friends and coworkers, the right file safety steps can make a huge difference.

Curious about keeping your digital files secure? Reach out to us at sales@intellipoint.net to learn how you can protect your online files and make sharing simple.

Until then, stay safe,

Founder - The Tech Tribe

WHAT'S INSIDE?

- 02** GUIDE TO SECURE FILE STORAGE AND TRANSFERS
- 03** HOW TO SPOT HIDDEN MALWARE
- 04** 10 STEPS TO PREVENT A DATA BREACH
- 05** MINIMIZE RANSOMWARE DAMAGE
- 06** TECH TIP OF THE MONTH
- 07** 7 WAYS USING AI FOR WORK CAN GET COMPLICATED

DID YOU KNOW?  

The first ever 1GB hard drive weighed 64 pounds/ 29 kilograms!



IntelliPoint Technologies

02 GUIDE TO SECURE FILE STORAGE AND TRANSFERS

File storage and transferring hold a very dear place in most people's lives. However, the safety of files is really tough to maintain. In this guide, we are going to help you protect your files. We will explore ways to store and send files securely.

What is secure file storage?

Secure file storage protects your files. It prevents others from accessing your files or altering them in any way. Good storage grants protection to your files using locks. You alone can unlock such files.

Types of secure storage

Files can be stored securely in various ways, as listed below.

- Cloud
- External hard drives
- Encrypted USB drives

Cloud storage saves files on the internet. External drives save files on a device you can hold. Encrypted drives use special codes to lock files.

Why is secure file storage important?

Secure storage keeps your information private. It stops thieves from stealing your data. It also helps you follow laws about data protection.

Risks of unsecured storage

Unsecured files can lead to huge troubles, including but not limited to the following:

- Identity theft
- Financial loss
- Privacy breaches

These risks give a reason why secure storage is important. You need to protect your personal and work files.

How Can I Make My File Storage Safer?

You can do so many things to make your storage safer, such as:

- Using strong passwords
- Enabling two-factor authentication
- Encrypting your files
- Keeping your software up to date frequently

Strong passwords are hard to guess. Two-factor authentication adds an extra step to log in. Encryption scrambles your files so others can't read them. Updates fix security problems in your software.


Best practices for passwords

Good passwords are important in keeping your files safer. Here are some tips:

- Use long passwords
- Mix letters, numbers, and symbols
- Don't use personal info in passwords
- Use different passwords for each account

What is secure file transfer?

Secure file transfer is a way of sending files safely between individuals or devices. It prevents unauthorized access to files and prohibits modification of files while in transit. The better methods of transfer protect the files with encryption.



Common secure transfer methods

Here are several ways to securely transfer files:

- Secure FTP (SFTP)
- Virtual Private Networks (VPNs)
- Encrypted email attachments
- Secure file-sharing services

How to Transfer Files Safely?

These steps will keep your files safer while in transit:

- Select a secure method of transfer
- Encrypt the file before you send it
- Give strong passwords for file access
- Authenticate the recipient
- Send the access details separately

How to email attachments safely

- Encrypt important attachments
- Use a secure email service
- Avoid writing sensitive information in the body of an email
- Double-check the recipient's email address

Ready to Secure Your Files?

Protect your data from thieves and snoopers. Use strong passwords, encryption, and safe methods of transfer.

Need help with secure file storage? Feel free to reach out today and let us walk you through setting up safe systems for your files to take the next step in protecting critical data.



TIMEKETTLE TRANSLATOR EARBUDS

Timekettle's WT2 Edge/W3 Real-time Translator Earbuds offers 2-way simultaneous interpretation.

It lets you converse naturally without pausing after each sentence.

It works 100% hands-free and can last you 3 hours of continuous translation.

The earbuds support up to 6-person bilingual translation. Online, it supports 40 pairs of languages. For offline use, it works for 13 pairs.



HOW TO SPOT HIDDEN MALWARE ON YOUR DEVICES

Malware is bad software that can hurt your computer or phone. It can also make your device run slow and steal your info.

Here is how you can spot hidden malware on your devices.

What is Malware?

The word "malware" is short for "malicious software." It is a program that tries to harm your device or data. The most common types of malware are created by hackers looking to cause trouble.

There are lots of different types of malware.

Viruses

Viruses will spread from device to device. They can destroy your files or make your computer run really slow.

Trojans

Trojans act like they're good programs, but they actually aren't. They might steal your information.

Ransomware

Ransomware will lock your files. It will then ask you for money in exchange for your files.

How Does Malware Get on Your Device?

Malware can creep onto your device in so many ways:

Downloading Bad Files.

Sometimes you might download a file that has malware in it. Be careful what you click on!

Visiting Bad Websites.

Some websites can put malware on your device when you visit them.

Opening Weird Emails.

Hackers can send emails with malware attached. Don't open emails from people you don't know.

What Are Signs of Hidden Malware?

Malware can be sneaky. But there are some signs to look out for:

- Sluggish Device
- Suspicious Pop-ups
- Battery Quickly Dies
- High Data Usage

How Can You Check for Malware?

- **Use Antivirus Software.** Antivirus programs can scan your device for malware. They can find and remove bad software.
- **Check Your Apps.** Look at all the apps on your device. Delete any that you don't remember installing.
- **Look at Task Manager.** Look for programs that use a lot of resources or have weird names.
- **Check Your Browser.** Check your browser extensions. Remove any that you do not use or recognize.

What to Do If You Discover Malware?

If you think you have malware, don't panic! Here is what you should do:

- Update Your Software.
- Change Your Passwords.
- Backup Your Data.

How to Avoid Malware?

Better not to let malware onto your device at all. Here's how:

- **Keep Everything Up-to-Date.** Keep your operating system and apps updated at all times.
- **Be Careful What You Click.** Avoid clicking on any link or downloading unless you are sure it is safe.
- **Use Strong Passwords.** Use different passwords for each account.
- **Use Antivirus Software.** Keep good antivirus software on your device and run scans often.

If you need help with malware or online safety, contact us today. We're here to help you stay safe in the digital world!

04 10 STEPS TO PREVENT A DATA BREACH

Data breaches can harm your business. They can cost you money and trust. Let's look at how to stop them from happening.

What is a data breach?

A data breach is when someone steals information. This can be names, emails, or credit card numbers. It's bad for your customers and your business.

Why should you care about data breaches?

Data breaches are terrible things. They will cost you money. Perhaps your customers will stop trusting you. You may even be fined. It is vital to try to prevent them from occurring in the first place.

How do you prevent a data breach?

Here are 10 steps to help keep your data safe:

- Use strong passwords. Include letters, numbers, and symbols. Do not use the same password for all of your accounts.
- Update your software. Updates usually patches

security holes. Have your computer set to update automatically.

- Train your employees. Teach them how to identify fake emails. Inform them to not click on suspicious links.
- Use encryption. Encryption scrambles your data.
- Limit access to data. Only give people access to what they need for their work.
- Create backups of your data. Keep these copies in a safe location.
- Use a firewall. A firewall acts like a guard for your computer.
- Be careful with emails. Almost every data breach starts with a trick email.
- Protect your Wi-Fi. Use a strong password on your Wi-Fi.
- Have a plan. Know whom to contact and what you should do. Do a practice drill so you are ready if there is an intrusion.

Even with good plans, data breaches can still happen. If one does, take action quickly. Fix the problem that led to the breach. Then, use what you learned from that mistake to make your security better.

05 HOW TO MINIMIZE RANSOMWARE DAMAGE

There are many ways to stop ransomware before it hurts you. Here are some key steps:

- **Keep your software up to date.** Always keep your computer and programs up to date. Updates often fix problems that ransomware uses to get in.
- **Use good antivirus software.** Get strong antivirus software. Keep it turned on and updated. It can detect many kinds of ransomware.
- **Be careful with emails.** Don't open emails from people you don't know. Don't click links or download files unless you are sure they're safe.
- **Back up your files.** Copy your most important files and store them on something other than your primary computer. That way, if ransomware locks your files, you'll still have copies.

Ransomware is a serious threat, but you can protect yourself.

07 7 WAYS USING AI FOR WORK CAN GET COMPLICATED

AI is going to change how we work. It can make some tasks easier. But it can also cause problems. Let's look at some ways AI can make work tricky.

Where can AI go wrong?

- **Incorrect Information:** It may mix up facts or use data that is too old.
- **Weird outputs:** It may write utter nonsense or create odd images.
- **Biases:** AI can be biased since it learns from data given to it by humans.

06 8 WAYS TO ORGANIZE YOUR DEVICES FOR PRODUCTIVITY

- **Declutter home screen.** Remove unused apps and group similar ones.
- **Organize files and folders.** Set up logical folders and house clean now and then
- **Organize email.** Create folders and labels. Unsubscribe to unwanted emails.
- **Optimize browser.** Organize your bookmarks and clear your cache regularly.
- **Manage passwords.** Use a password manager and set up 2FA.
- **Streamline notifications.** Turn off unnecessary notifications and use DND mode.
- **Backup data.** Set up automatic backups.
- **Maintain device health.** Update software regularly and run regular scans.

- **Job Loss:** Some people fear that AI will steal their jobs.
- **New skills needed:** AI also needs workers to acquire new skills.
- **Teamwork:** The use of AI can affect teamwork between humans.
- **Privacy:** AI requires a lot of data to operate, which causes privacy concerns.

AI can be helpful at work, but it's not perfect. We have to use it with care. If you have questions about using AI at your job, contact us today. We can help you use AI in a smart and safe way.





WE LOVE REFERRALS

The greatest gift anyone can give us is a referral to your friends. Referrals help us keep costs down so we can pass the savings to our clients.

If your friend ends up becoming a client - we will gift you a \$100 Gift Card and treat your office to a pizza party!


Simply introduce me via email to sales@intellipoint.net and I'll take it from there. I personally promise we'll look after your friend's business with a high level of care and attention (just like we do with all our clients).



NEED A LAUGH?

What would a baby computer call its father?

Data!



TECHNOLOGY TRIVIA

The question this month is:

What does URL stand for?

Each month you have a chance to win a \$50 Amazon Gift Voucher by being the first person to email us (sales@intellipoint.net) with the answer to our Technology Trivia Question of the Month!

Disclaimer: You can only win once a quarter, keep it fun and fair!!



Springing Forward with Smarter IT Solutions

As we step into March, we're continuing our commitment to delivering top-tier IT services and cybersecurity solutions tailored to your needs. Here's what's happening this month at IntelliPoint:

- ◆ **Maximizing IT Efficiency** – With businesses relying more on remote access and cloud-based services, ensuring your IT infrastructure is secure and optimized has never been more critical. Our team is here to help streamline operations and enhance cybersecurity for seamless performance.
- ◆ **Network Assessments at a Discount** – We're offering a special discounted rate of \$2,000 for a comprehensive network assessment to help identify vulnerabilities and optimization opportunities. Even better? If you decide to move forward with an IntelliPoint contract, this cost will be fully refunded.
- ◆ **Planning for the Future** – Budgeting for IT support can be overwhelming, but investing in proactive solutions now prevents costly downtime later. We're working closely with clients to ensure they have the right technology strategy in place for 2025 and beyond.

We appreciate the trust you place in IntelliPoint, and we're always here to support your IT goals. Let's make March a month of smarter technology and stronger security!

Need IT assistance or want to schedule a consultation? Contact us today at derek.wilson@intellipoint.net or call 304-733-3687.